


SNA600

TECHNICAL DATA

Tunable Dipole Antenna



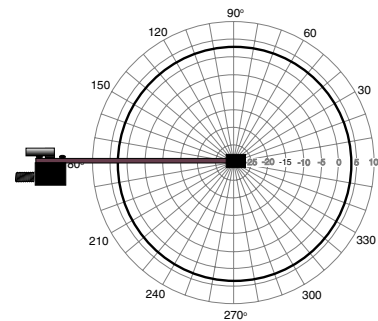
Feature Highlights

- SWR less than 2:1 over a 100MHz bandwidth
- Easily adjustable center frequency range is 550 to 800 MHz
- 3/8" x 16 threaded stainless steel mounting stud included
- Optional stainless steel mounting adapter kit

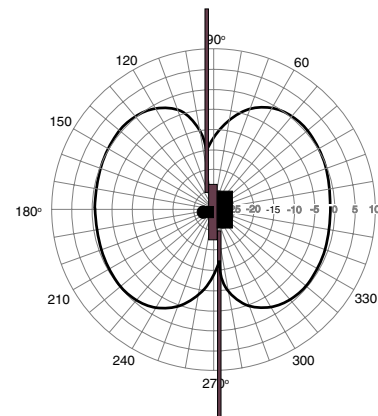
The SNA600 is a collapsible dipole antenna that is adjustable over a wide frequency range. The center frequency of the tuning is adjustable from 550 MHz to 800 MHz. SWR is less than 2:1 at ± 50 MHz from the center frequency. The SNA600 is ideal for situations where a full 360 degree receiving pattern is required as opposed to a directional pattern.

Tuning is accomplished by adjusting the length of the swivelling arms. Calibrated markings on the body of the antenna allow accurate length adjustment. The body of the antenna also contains micro strip transmission lines that form a balun to match the antenna to a standard 50 ohm BNC jack. Two screws retain the arm length adjustment.

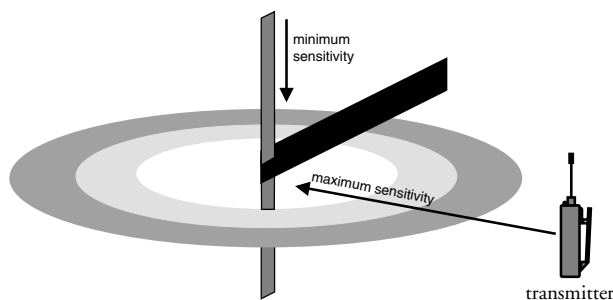
The SNA600 is constructed of replaceable alodined aluminum arms, stainless steel studs and nuts, and a laminated fiberglass body with an anodized mounting block.



Typical Horizontal Pattern



Typical Vertical Pattern




The antenna exhibits maximum sensitivity in a circular pattern perpendicular to the adjustable elements. Optimal position is with the transmitter antenna parallel to the SNA600 elements as shown in this diagram.



Folds for Storage

The SNA600 comes with a 50 Ohm BNC connector and a 3/8"-16 stainless steel mounting stud. It can be mounted in a variety of positions with the furnished mounting strap. The threaded stud also adapts to the optional mounting adapter kit.



Furnished with aluminum mounting strap



Mounting with the furnished strap:

Adjustable elements should be oriented vertically, away from reflective metallic surfaces.

Mounting bracket supplied should be bent only once or twice for semi-permanent installations. Bend bracket at the notches. Repeated bending will cause breakage.

Optional Mounting Adapter Kit

The mounting adapter kit allows mounting on photo and video tripods, lighting equipment, and standard microphone stands. The parts are constructed of stainless steel for lasting durability.

Four piece kit model: ALPKIT



Threaded adapter for standard lighting clamps. 1/2" diameter x 6 inch long. 3/8"-16 thread - both ends.

Microphone stand adapter. 5/8"-27 thread, with 3/8"-16 thread in other end x 1.5" long.

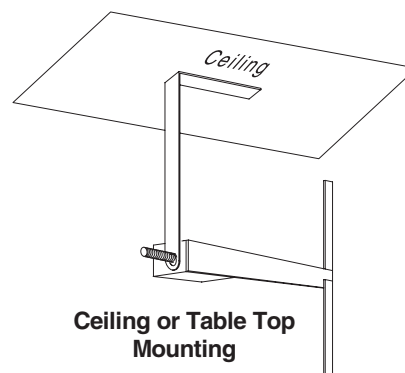
Threaded adapter for photo/video tripod mounting. 1/2" diameter x 1.75" long. 3/8"-16 thread on one end, 1/4"-20 on the other.

Note: The SNA600 is not intended to be mounted permanently outdoors. The antenna is weather resistant, however, not weatherproof.

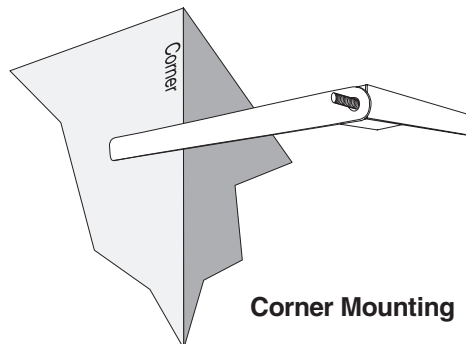
Specifications

Impedance:	50 ohms
Connector Type:	BNC
SWR:	Less than 2:1 at +/- 50 MHz
3dB Bandwidth:	150 MHz
Tuning Range:	550 to 800 MHz
Gain:	2.7dBi (isotropic) or 0 dBd (referenced to a dipole)
Length:	7"
Width:	1" folded, 7" to 11" extended depending on frequency
Thickness:	1"
Weight:	3.5 oz.

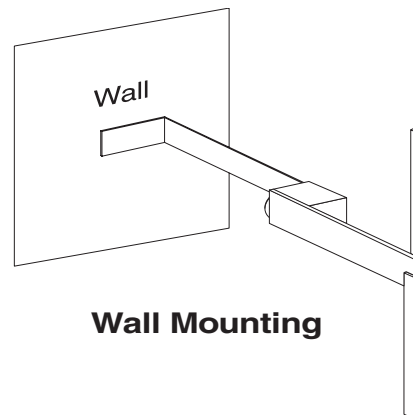
SNA600TD-0400



Ceiling or Table Top Mounting



Corner Mounting



Wall Mounting



LECTROSONICS, INC.

581 Laser Rd. NE - Rio Rancho, NM - 87124 USA
(505) 892-4501 (800) 821-1121 Fax (505) 892-6243
www.lectrosonics.com sales@lectrosonics.com